

PROJECT FOCUS

2019 | Vol. 1

www.feruni.com

20
19



PROJECT SALES FOCUS LIST

TYPE	SIZES (MM)								
A	800x800	600x600			300x300	DECOR			MODULAR SIZES
	MA17P	MA06P MA07P MA17P CT01H	CT03H CT04H BE01M SC01M	PU51NN ES01 YE04NN	NL01N NL02N NL03N NL04N NL05N	CT01HMC CT03HMC CT04HMC CT12PWX CT03PWX CT04PWX CT03PW01 CT03PW02 FD01MCN	FD02MCN FD03MCN FD01MCX FD02MCX FD03MCX MV01MSN MV03MSN MV05MSN RC02MSN	RC03MSN VP01MSN VP03MSN VP04MSN VP01MSX VP03MSX VP04MSX	Modular 06 - CT01H Modular 10 - VP03N Modular 13 - FD03N
	150x900	300x600							
	RC02N RC03N	AEL36103 AEL36106 FD01N FD02N	FD03N JY01G MV01N MV03N	MV05N VP01N VP03N VP04N					
B	600x1200	600x600			300x600	DECOR			MODULAR SIZES
	ND02N ND03N CC02N MA16P	TM36101 TM36102 TM36103 TM36106	LM01N LM02N LM03N MA01LD	NT01M NT01P NT02M NT02P	AEL36101 AEL36105 CD01N CD02N	LA01N LA02N LA03N NR01N	LA01MCN LA02MCN LA03MCN LA01MSX	NR04MCN ND03MSN CD01MSN CD02MSN	Modular 02 - CM02 Modular 07 - LM01N
	800x800	SC01NN MC85	MA08P MA07N	NT08M NT08P	CD04N FD01ST	NR02N NR03N	LA02MSX LA03MSX	CD04MSN CM01DTR	
	MA03P	AL81NN PA88NN	MA15P MA16P	TV01P TV02P	FD02ST FD03ST	NR04N	LM01DTR LM02DTR	CM02DTR CM03DTR	
	150x600	CM01 CM02	VK01N VK02N	TV03P DS01N	300x300		LM03DTR LM01MSN	CM01MC CM02MC	
	LG02N LG03N	CM03 AR01NN PU03NN	VK03N VK04N	DS03N DS04N	AGC33002 AGC33003 AGC33004 AGC33005	AGC33006 LL01N LL02N LL03N	LM02MSN LM03MSN NR01MCN NR02MCN NR03MCN	CM03MC CM01DT CM02DT CM03DT CC02MSN	
C	600x1200	800x800	600x600		200x1200 150x1200	150x900	300x600	400x400	
	MA06LD MA07LD	RD01DLP RD02DLP RD03DLP RD04DLP RD05DLSP	BS01 BS02 BS03	AS01N AS02N AS03N	NT04M NT04P OC01N	VG01N VG02N VG03N VG04N	ALB02N ALB03N ALB04N	JY01M VP01ST VP03ST VP04ST	FR01G FR02G FR03G FR04G

In order to provide a better service to the market, we have improved our delivery commitments. The new changes will include products categorization & each different category will have their own set of delivery lead time & minimum order quantity (MOQ) as follows:

CATEGORY	DEFINITION	DELIVERY LEAD TIME	MOQ
A	Core Product	6 weeks	None
B	Standard Product	8 weeks	800m ²
C	Premium Product	12 weeks	3,000 m ²
	By Special Order Product	Case-to-case	

- The Delivery Lead Time will only be applicable to Purchase Orders (P/O) that have complete delivery schedule attached and for base tiles only. Added value cutting services such as Cut-to-Size (CTS), Décor, Modular, and iShapes will have their own production lead time.
- The product images shown are for illustration purposes only and may not be an exact representation of the product.

CONTENT

SIZE: 600x1200

02

Marmo 3.0	03
Norden	04
Concord	05

SIZE: 800x800 400x800 600x600 300x600

06

Marmo 3.0	07
Travertino 2.0	09
Travertino 3.0	10
Radiance	11
Black & White	12
Due & Pure	14
Timeless	15
Limestone	16
Dura Stone	19
Viking	20
Natural	22
Oceanic 2.0	23
Basaltina	24
Strata	25
Cemento 2.0	26
Concrete 2.0	29
Ash	32
Twenty	33

SIZE: 300x600

34

Elrond	35
Joy	35
Vals Pietra	36
Lavagna	38
Norway	39
Powder	40
Fused	41
Contempo	43

SIZE: 400x400 300x300

44

Mood	45
Lava Stone	46
Flair	47
Neutral	47

SIZE: 200x1200 150x1200 150x900 150x600

48

Re.Claim	49
Legno	50
Albero	51
Virgin Oak	52

ACCESSORIES

53

PACKING LIST

53

TECHNICAL SPECIFICATIONS

54


MARMO 3.0

Glazed Porcelain Tiles | 3 Colours | 1 Size | 2 Surfaces

VERSATILE APPLICATIONS

Large format tiles in six versatile sizes to cater to all architectural requirements, whether for residential or commercial spaces.

600x1200mm
2' x 4'



MA06LD
Crema Marfil



MA07LD
Statuario



MA16P
Lasa White



SIZE

600x1200



Wall & Floor // **MA07**

CEMENT DESIGN


| CONCORD

NATURAL STONE DESIGN


| NORDEN

NATURAL MARBLE DESIGN

| MARMO 3.0



MA06 *Crema Marfil*



MA07 *Statuario*



MA16 *Lasa White*



Floor // **MA06** 600x1200mm

THICKNESS	TILES EDGES	VARIATION	APPLICATION	SURFACES
10.5mm	Rectified	V2 Slight	Min. 3mm Wall & Floor	Polished Lucido

A NORDIC GEM


Merging porcelain with the beauty of Burlington stone from the North of England, Norden translates the impact of natural stone in all its facets. From the stippling to the grains to the vein patterns, every minute detail is accurately reproduced to reflect the stunning surface of natural stone.



Floor // **ND02N** 600x1200mm



ND02N *Danimarca* → **B** **ND03N** *Svezia* → **B**



ND02N *Danimarca*



ND03N *Svezia*

VARIED DESIGNS

This decor breaks the norm by utilizing the chevron pattern to create a random yet interesting laying effect.



ND03MSN → **B**

SPECKLED CONCRETE

This decor breaks the norm by utilizing the chevron pattern to create a random yet interesting laying effect.



Floor // **CC02N** 600x1200mm



CC02N *Perfect*



→ **B** **CC02MSN** → **B**



CC02N *Perfect*



Wall // **CC02N** 600x1200mm +
Feature Wall // **CC02MSN** 351.4x352mm

THICKNESS	TILES EDGES	VARIATION	APPLICATION	SURFACE
10.5mm	Rectified	V2 Slight	Min. 3mm Wall & Floor	Natural

THICKNESS	TILES EDGES	VARIATION	APPLICATION	SURFACE
10.5mm	Rectified	V2 Slight	Min. 3mm Wall & Floor	Natural

SIZE

800x800 | 600x600
400x800 | 300x600



Wall // MA07P 600x600mm

NATURAL MARBLE DESIGN

RADIANCE
MARMO 3.0
TRAVERTINO 2.0
TRAVERTINO 3.0

COLOUR DESIGN

BLACK & WHITE

NATURAL STONE DESIGN

DUE & PURE
TIMELESS
LIMESTONE
DURA STONE
VIKING

NATURAL
OCEANIC 2.0
BASALTINA
STRATA

CEMENT DESIGN

CEMENTO 2.0
CONCRETE 2.0
ASH

NATURAL STONE & CEMENT DESIGN

TWENTY

MARMO 3.0

Glazed Porcelain Tiles | 8 Colours | 4 Sizes | 3 Surfaces




Wall // MA15P 600x600mm

A NEW PERSPECTIVE


The perfect embodiment of sophistication and refined style, the beauty of marble is unparalleled with its graceful vein patterns against a neutral backdrop.

800x800mm | 400x800mm
2.6' x 2.6' | 1.3' x 2.6'



MA03P Roma Pietra


→ B



MA17P Carrara


→ A

600x600mm | 300x600mm
2' x 2' | 1' x 2'



MA01LD
Striate Bianco

→ B




MA01N
Striate Bianco

→ C




MA06P
Crema Marfil

→ A




MA07P
Statuario

→ A




MA07N
Statuario

→ B



MA08P
Black Marquina

→ B




MA15P
Pulpis

→ B



MA16P
Lasa White

→ B



MA17P
Carrara

→ A

TRAVERTINO 2.0

Porcelain Tiles | 3 Colours | 2 Sizes | 1 Surface



MA03 Roma Pietra




MA17 Carrara




MA01 Striate Bianco




MA06 Crema Marfil




MA07 Statuario



MA08 Black Marquina



MA15 Pulpis



MA16 Lasa White




Wall // TV03P 600x600mm

ROMANCING THE STONE

Well-known travertine quarries in Tivoli and Guidonia Montebello in Italy give inspiration to the Feruni Travertino 2.0 collection. Unlike natural travertine with impurities which tarnish the appearance and strength, Travertino 2.0 is made with the "Double Loading" tiles production process to eliminate impurities while maintaining the special characteristic of pitted holes on the surface with a strong and resilient base.

600x600mm
2' x 2'

300x600mm
1' x 2'



TV01P
Bianco

→ B



TV02P
Beige

→ B



TV03P
Crema

→ B



THICKNESS	TILES EDGES	VARIATION	APPLICATION	SURFACES
9.3-10.5mm	Rectified	V2 Slight	Min. 3mm Wall & Floor	Polished Natural Lucido

THICKNESS	TILES EDGES	VARIATION	APPLICATION	SURFACE
11mm	Rectified	V2 Slight	Min. 3mm Wall & Floor	Polished

TRAVERTINO 3.0

natural marble design

Porcelain Tiles | 2 Colours | 2 Sizes | 1 Surface




A NEW CHAPTER


Infusing maximum impact with the subtle hues of sophisticated white, earnest cream and impressive brown.

Floor // **TN02P** 600x600mm

600x600mm | 300x600mm
2' x 2' | 1' x 2'



TN01P Bianca → C



TN02P Grigio Chiaro → C



THICKNESS	TILES EDGES	VARIATION	APPLICATION	SURFACE
9.5mm	Rectified	V2 Slight	Min. 3mm Wall & Floor	Polished

RADIANCE

natural marble design

Full Porcelain Tiles | 5 Colours | 2 Sizes | 2 Surfaces




RADIATING SPLENDOR

A reproduction of natural marble complemented with hard glaze for enhanced durability and wear-resistance, making it most ideal for commercial or high-traffic applications.

Floor // **RD05DLSP** 800x800mm


800x800mm | 400x800mm
2.6' x 2.6' | 1.3' x 2.6'



RD01DLP → C




RD02DLP Silver Travertine → C



RD03DLP Anna Beige → C



RD04DLP Dora Grey → C



RD05DLSP Calacatta Gold → C

THICKNESS	TILES EDGES	VARIATION	APPLICATION	SURFACES
12mm	Rectified	V2 Slight	Min. 3mm Wall & Floor	Polished Soft Polished

BLACK & WHITE

colour design

Porcelain Tiles | 9 Colours | 2 Sizes | 2 Surfaces




TIMELESS CONTRAST

Offering great contrasting effects to balance a touch of intrigue with a sense of purity.

Floor // **SC01NN**


600x600mm | 300x600mm
2' x 2' | 1' x 2'



SC01M Sceptrum White (Matt) → A **SC01NN** Sceptrum White (Polished) → B



Floor // **PU51NN** 600x600mm



BE01M Bellatrix Beige (Matt) → A **PU51NN** Ivory → A **ES01** → A **BF07NN** → C



Floor // **AL81NN** 600x600mm

600x600mm | 300x600mm
2' x 2' | 1' x 2'



AL81NN Aludra Black (Polished) → B **PA88NN** Polaris Black (Polished) → B



MC85 Polaris Black (Matt) → B



Floor // **PA88NN** 600x600mm

THICKNESS	TILES EDGES	VARIATION	APPLICATION	SURFACES
9.3mm	Rectified	V1 Uniform	Min. 3mm Wall & Floor	Polished Matt

DUE & PURE

natural stone design

Porcelain Tiles | 3 Colours | 2 Sizes | 1 Surface



Floor // **AR01NN** 600x600mm

DOUBLE THE APPEAL

An elegant touch to decor in all styles, DUE is made with the "Double Loading" technology to offer the water-resistant quality of full body porcelain while providing exceptional cost savings.

600x600mm | 300x600mm
2' x 2' | 1' x 2'




YE04NN

→ A



AR01NN

→ B



PU03NN
Isabelline

→ B



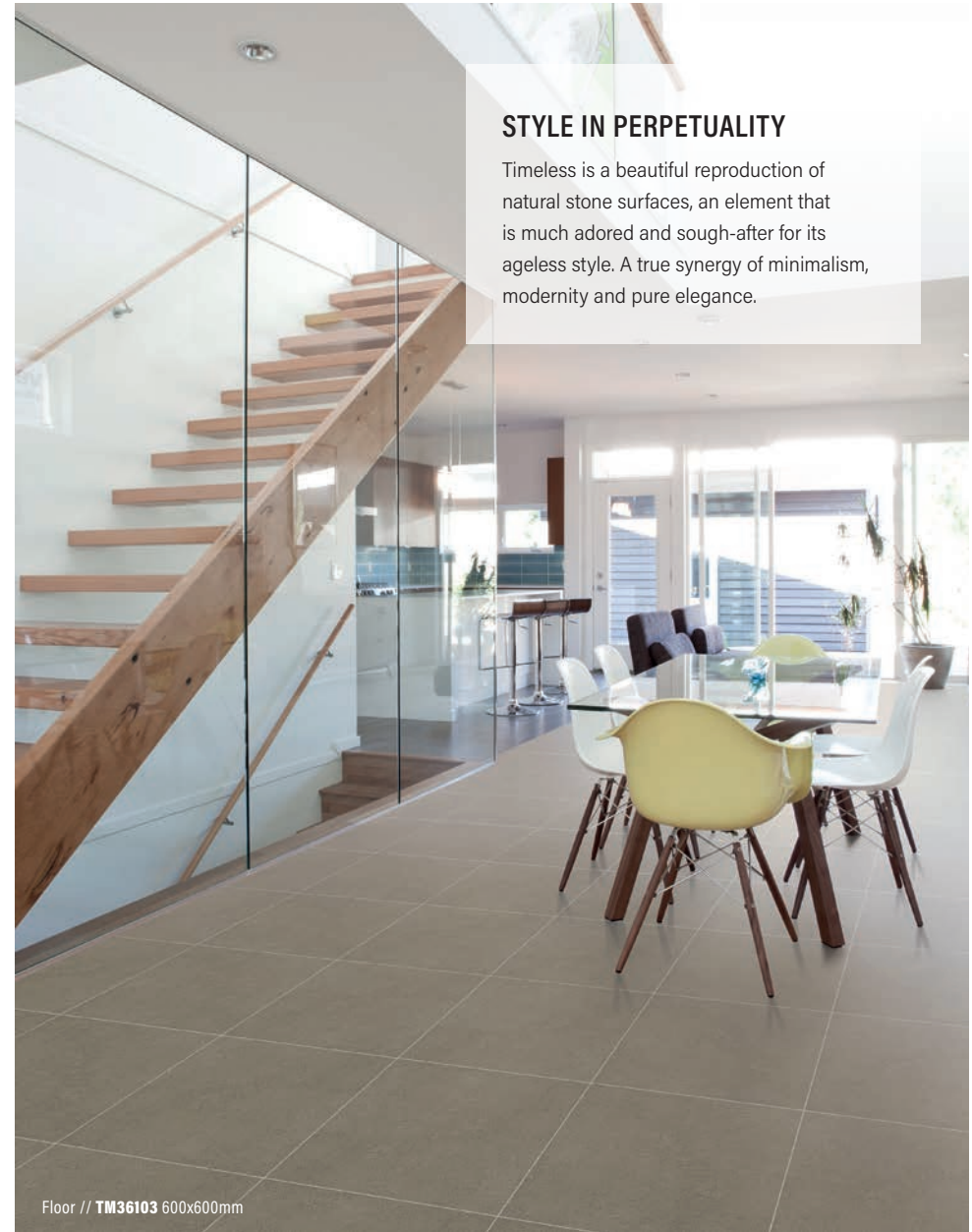
Wall // **PU03NN** 600x600mm

THICKNESS	TILES EDGES	VARIATION	APPLICATION	SURFACE
9.3mm	Rectified	V1 Uniform	Min. 3mm Wall & Floor	Polished

TIMELESS

natural stone design

Glazed Porcelain Tiles | 4 Colours | 1 Size | 1 Surface




STYLE IN PERPETUALITY

Timeless is a beautiful reproduction of natural stone surfaces, an element that is much adored and sought-after for its ageless style. A true synergy of minimalism, modernity and pure elegance.

Floor // **TM36103** 600x600mm

600x600mm
2' x 2'




TM36101
Onyx

→ B



TM36102
Boron

→ B



TM36103
Dolomite

→ B



TM36106
Brucite

→ B

THICKNESS	TILES EDGES	VARIATION	APPLICATION	SURFACE
9.3mm	Rectified	V2 Slight	Min. 3mm Wall & Floor	Matt

LIMESTONE

natural stone design

Glazed Porcelain Tiles | 3 Colours | 2 Sizes | 1 Surface




Floor // LM02R 600x600mm


BEAUTY AT ITS ORIGINS

The natural beauty of limestone is one of the most favourable construction materials, as seen from the oldest iconic structures in existence around the world.

600x600mm | 300x600mm
2' x 2' | 1' x 2'



LM01N Gozo → B



LM02N Giza → B



LM03N Waitomo → B



THICKNESS	TILES EDGES	VARIATION	APPLICATION	SURFACE
9.3mm	Rectified	V2 Slight	Min. 3mm Wall & Floor	Natural

LIMESTONE - DECOR



Wall // LM01MSN 75x200mm

THE UBIQUITOUS PATTERN OF BRICKWORK

Classic brickwork patterns with limestone will have any walls in your home looking trendy and in vogue.



LM01MSN → B LM02MSN → B LM03MSN → B

75x200mm



Wall // LM02DTR 255x390mm

PLAY WITH SIZES

Integrated with tiles of various sizes, it is carefully adjusted to different heights and depths to produce a detailed work of art. A dramatically rugged look that works well in both classic and modern settings.



LM01DTR → B LM02DTR → B LM03DTR → B

255x390mm

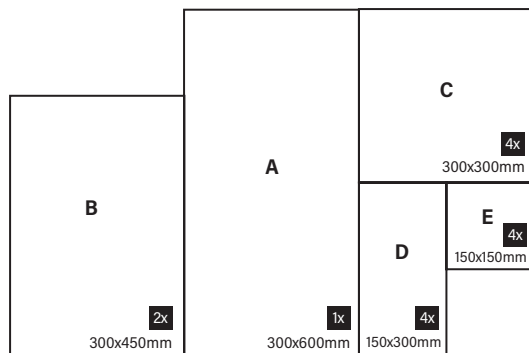


MODULAR SIZES
Floor // LM01 Modular 07

MODULAR 07 → B
LM01N

Thickness: 9.3mm
Surfaces: Natural
Variation: V2
Coverage: 1.08m²/ctn

5 different sizes blended in each carton



Glazed Porcelain Tiles | 3 Colours | 2 Sizes | 1 Surface



Wall // DS01N 600x600mm

STYLE IN DURABILITY

A metamorphic rock with a deep blue-grey stone that becomes the perfect partner for all kinds of modern installation. Dura Stone is noted for its tone-on-tone shades and delicate veins with a hint of light grey coupled with its brushed finishing and striking hues.

600x600mm | 300x600mm
2' x 2' | **1' x 2'**



DS01N
Bianco

→ B **DS03N**
Greige

→ B



DS04N
Antracite

→ B



DS01N *Bianco*

DS03N *Greige*


DS04N *Antracite*

THICKNESS	TILES EDGES	VARIATION	APPLICATION	SURFACE
9.3mm	Rectified	V3 Moderate	Min. 3mm Wall & Floor	Natural

URBAN FINISHES

Viking is characterised by natural veins in the form of fine strokes, diagonal patterns and small stone patches on top of a greyish hue. Viking offers a random selection of 10 design faces for a completely natural pattern laying effect, making it ideal for contemporary interior concepts.

600x600mm | 300x600mm
2' x 2' | 1' x 2'



VK01N *Islanda* → **VK02N** *Danimarca* → **VK03N** *Svezia* → **VK04N** *Finlandia* →



Wall // **VK02N** 600x600mm



VK01N *Islanda* **VK02N** *Danimarca*





VK03N *Svezia* **VK04N** *Finlandia*

THICKNESS	TILES EDGES	VARIATION	APPLICATION	SURFACE
9.3mm	Rectified	V2 Slight	Min. 3mm Wall & Floor	Natural


Full Body Porcelain Tiles | 4 Colours | 2 Sizes | 2 Surfaces

EARTHY COLOUR OF NATURE

Natural collection uplifts the atmosphere with a palette of earthy tones ranging from chocolate browns to creamy whites.



600x600mm | 300x600mm
2' x 2' | 1' x 2'



THICKNESS	TILES EDGES	VARIATION	APPLICATION	SURFACES
9.3mm	Rectified	V1 Uniform	Min. 3mm Wall & Floor	Polish Matt


Glazed Porcelain Tiles | 3 Colours | 2 Sizes | 1 Surface



DISCOVERING NATURAL ROCK

Designed to mimic the allure of calcareous stone washed to the shallow waters of Italy, Oceanic 2.0 offers three matchable base colours filled with the white fragment of fossil which gives the stone its rare yet appealing characteristics.

600x600mm | 300x600mm
2' x 2' | 1' x 2'



THICKNESS	TILES EDGES	VARIATION	APPLICATION	SURFACE
9.3mm	Rectified	V2 Slight	Min. 3mm Wall & Floor	Natural

BASALTINA

natural stone design

Full Body Porcelain Tiles | 3 Colours | 2 Sizes | 1 Surface



Floor // BS01 600x600mm

SUPREME STYLE

Basaltina is derived from the look and feel of basalt, a common igneous rock formed by rapid cooling of molten lava, to produce lustrous grey and dark tones for the interiors.

600x600mm | 300x600mm
2' x 2' | 1' x 2'





BS01
Trachy → C



BS02
Mugearite → C



BS03
Hawaiiite → C



THICKNESS	TILES EDGES	VARIATION	APPLICATION	SURFACE
9.3mm	Rectified	V2 Slight	Min. 3mm Wall & Floor	Natural

STRATA

natural stone design

Glazed Porcelain Tiles | 3 Colours | 2 Sizes | 1 Surface




Wall // ST02N 600x600mm

THE ALLURE OF SLATE

With uneven slate surfaces, riven granite texture and silky sheen of marble, Strata fills the space and awakes emotions within the modern environment. These characteristics are masterfully integrated to present a unique aesthetic for the broadest range of applications.


600x600mm | 300x600mm
2' x 2' | 1' x 2'



ST01N
Bianca




→ C **ST02N**
Grigio → C



ST03N
Nera → C



ST01N Bianca



ST02N Grigio



ST03N Nera

THICKNESS	TILES EDGES	VARIATION	APPLICATION	SURFACE
9.3mm	Rectified	V3 Moderate	Min. 3mm Wall & Floor	Natural

Glazed Porcelain Tiles | 3 Colours | 2 Sizes | 1 Surface



Floor // **CT01H** 600x600mm




Wall // **CT03PW01** 200x200mm


INDUSTRIAL EDGE

An industrial inspired style for loft, studio and urban living. This collection is all about the raw and uneven surface of original cement slabs.


600x600mm | 300x600mm
2' x 2' | 1' x 2'






CT01H → A
Bianco



CT03H → A
Grigio



CT04H → A
Nero



THICKNESS	TILES EDGES	VARIATION	APPLICATION	SURFACE
9.3mm	Rectified	V2 Slight	Min. 3mm Wall & Floor	Honed




Backsplash // **CT12PWX** 18 different 200x200mm patterns + Floor // **CT01H** 600x600mm

FREEDOM OF EXPRESSION

Geometric Patchwork is a series of art pieces dedicated to decorate any space, from fundamental styles to complex design concepts. It comprises 18 different patterns that can be randomly laid infinitely to create stunning and one-of-a-kind feature walls.



CT03PW01 → A
Cotton Grigio




CT03PW02 → A
Cotton Grigio

Combination of 18 different 200x200mm patterns



CT12PWX → A
Neutro Combination



CT03PWX → A
Grigio Combination




CT04PWX → A
Nero Combination

200x200mm

DESIGN INSPIRED BY NATURE

The natural existence of perfect circles in nature inspires the development of Feruni decor tiles.



CT01HMC → A | **CT03HMC** → A | **CT04HMC** → A

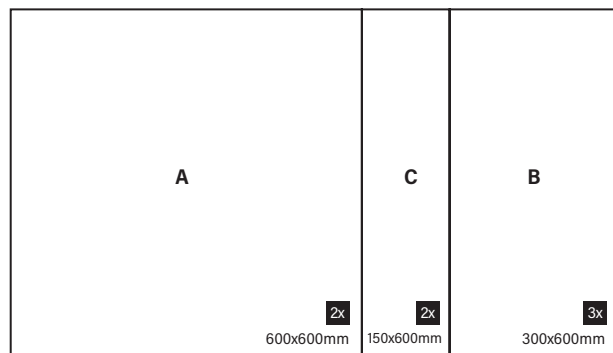
297x310mm



MODULAR 06 → A
CT01H

Thickness: 9.3mm
Surface: Honed
Variation: V2
Coverage: 1.44m²/ctn

3 different sizes blended in each carton



Glazed Porcelain Tiles | 3 Colours | 2 Sizes | 1 Surface



RAW BEAUTY

Concrete 2.0 is inspired by raw concrete, a contemporary element with a durable look and a bold character that fits right into the urban metropolitan design style.

600x600mm | 300x600mm
2' x 2' | 1' x 2'



CM01
Grigio Chiaro

→ B



CM02
Grigio

→ B




CM03
Grigio Scuro

→ B



THICKNESS	TILES EDGES	VARIATION	APPLICATION	SURFACE
9.3mm	Rectified	V2 Slight	Min. 3mm Wall & Floor	Natural




DESIGN IDEAS INSPIRED BY NATURAL ELEMENTS

The geometric shape of honeycomb gives life to Feruni decor tiles in a modern architectural setting.

Incorporating the element of nature into design and creative works. Using honeycomb and natural plant cells to give life to Feruni mosaic cut tiles.

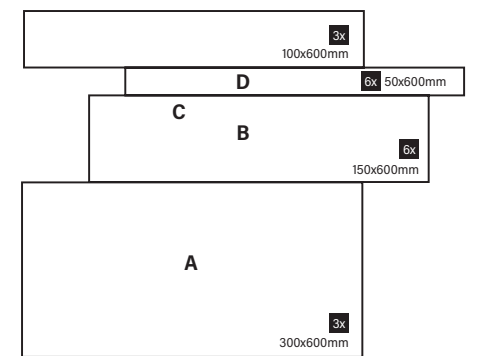
Recreating the look of huge concrete blocks with holes to anchor the massive structure is now made possible with our decors which can be installed everywhere.



MODULAR 02 CM02

Thickness: 9.3mm
Surface: Natural
Variation: V2
Coverage: 1.44m²/ctn

4 different sizes blended in each carton



Glazed Porcelain Tiles | 4 Colours | 2 Sizes | 1 Surface

CONCRETE WITH A DIFFERENCE

With irregular patterns and subtle shade variations, every single surface of Ash is designed to recreate and highlight the natural imperfection of concrete for a truly authentic look and feel.

600x600mm | 300x600mm
2' x 2' | 1' x 2'




Wall // AS03N 600x600mm




AS01N Bianco → C




AS02N Cream → C




AS03N Grigio → C



AS04N Nero → C




AS01N Bianco



AS02N Cream



AS03N Grigio



AS04N Nero

THICKNESS	TILES EDGES	VARIATION	APPLICATION	SURFACE
9.3mm	Rectified	V2 Slight	Min. 3mm Wall & Floor	Natural


Glazed Porcelain Tiles | 3 Colours | 2 Sizes | 1 Surface



Floor // TW01ST 600x600mm


600x600mm | 300x600mm
2' x 2' | 1' x 2'

Cement Design




TW01ST Grigio → C

Natural Stone Design



TW03ST Cream → C



TW05ST Nera → C

FORM MEETS FUNCTION

Developed on an innovative digital technology to create the perfect balance of colours and vein patterns, Twenty provides a remarkable effect of depth and dimension. Rich and striking but also subtle and deceptively simple, Twenty effortlessly achieves the desired look in any outdoor application with a thickness of 20mm to offer both durability and style.



TW01ST Grigio



TW03ST Cream



TW05ST Nera

THICKNESS	TILES EDGES	VARIATION	APPLICATION	SURFACE
20mm	Rectified	V2 Slight	Min. 3mm Wall & Floor	Structured

SIZE

300x600



NATURAL STONE DESIGN

- | ELROND
- | VALS PIETRA
- | LAVAGNA
- | NORWAY

CEMENT DESIGN

- | POWDER
- | FUSED
- | CONTEMPO

COLOUR DESIGN

- | JOY

34 | SIZE: 300x600


ELROND

natural stone design

Glazed Porcelain Tiles | 3 Colours | 1 Size | 1 Surface



300x600mm
1' x 2'



STEEL & TILE

The combination of stainless steel and porcelain creates a contemporary and outstanding look for architecture. Smart and well-matched, both elements are the key characteristic of this collection of tiles, which makes it a perfect companion for residential and commercial interior design.

THICKNESS	TILES EDGES	VARIATION	APPLICATION	SURFACE
8.5mm	Rectified	V2 Slight	Min. 3mm Wall & Floor	Matt

JOY


colour design

Ceramic Wall Tiles | 1 Colour | 1 Size | 2 Surfaces

PURE JOY

The appeal of Joy collection is the exploration of the spatial relationship of your design in a way you have never discovered before.

300x600mm
1' x 2'



Kitchen Backsplash // JY01G 300x600

THICKNESS	TILES EDGES	VARIATION	APPLICATION	SURFACES
9.3mm	Rectified	V1 Uniform	Min. 3mm Wall & Floor	Glossy Matt

35 | ELROND | JOY

VALS PIETRA

natural stone design

Glazed Porcelain Tiles | 3 Colours | 1 Size | 2 Surfaces



300x600mm
1' x 2'



VP01N
Bianco → A



VP01ST
Bianco → C



VP03N
Greige → A



VP03ST
Greige → C



VP04N
Antracite → A




VP04ST
Antracite → C


Wall & Floor // **VP04N** 300x600




VP01N Bianco



VP03N Greige



VP04N Antracite



Natural Surface

Structured Surface

THE CHARM OF QUARTZ

Elegant and stately yet modern and edgy, the Vals Pietra series recalls the look and feel of quartzite that originates from Northern Italy. Its inherent quality stems from the high altitude of Eastern Alps, where its strength and resistance are primed for arduous climate.


THICKNESS	TILES EDGES	VARIATION	APPLICATION	SURFACES
8.5mm	Rectified	V3 Moderate	Min. 3mm Wall & Floor	Natural Structured

VALS PIETRA - DECOR




ALLURING ACCENT

The natural surface of this herringbone pattern mosaics effortlessly create a motif complemented with an interlocking seamless effect.



239x292.5mm

VP01MSN → A **VP03MSN** → A **VP04MSN** → A



210x400mm

VP01MSX → A **VP03MSX** → A **VP04MSX** → A



MODULAR 10
SIZES

Floor // **VP03N** Modular 10

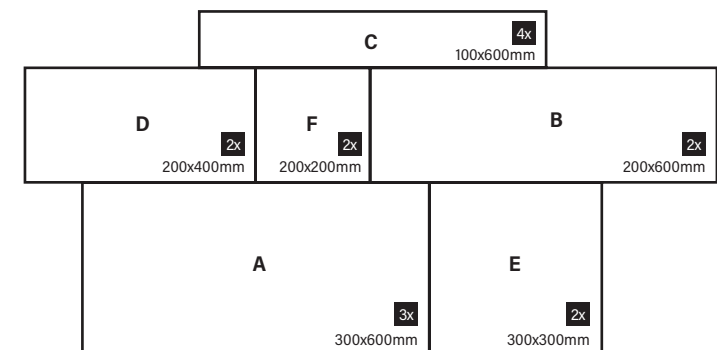
VALS PIETRA - MODULAR 10



MODULAR 10 → A

VP03N
Thickness: 9.3mm
Surface: Natural
Variation: V3
Coverage: 1.44m²/ctn

6 different sizes
blended in each carton



LAVAGNA

natural stone design

Glazed Porcelain Tiles | 3 Colours | 1 Size | 1 Surface



Wall // **LA01N** 300x600mm


STONE SUPREME

The natural stone design of Lavagna encompasses uneven slate surfaces, riven granite texture and silky sheen of marble. These characteristics are intricately infused to present a superior aesthetic that oozes a luxurious essence and everlasting style.


300x600mm
1' x 2'




LA01N Bianca → **LA02N** Grigio → **LA03N** Nera →



LA01N Bianca



LA02N Grigio



LA03N Nera




Wall // **LA03MCN** 300x300mm

300x300mm



LA01MCN → **LA02MCN** → **LA03MCN** →




LA01MSX → **LA02MSX** → **LA03MSX** →

THICKNESS	TILES EDGES	VARIATION	APPLICATION	SURFACE
9.0mm	Rectified	V3 Moderate	Min. 3mm Wall & Floor	Natural

NORWAY

natural stone design

Glazed Porcelain Tiles | 4 Colours | 1 Size | 1 Surface




Wall // **NR03N** 300x600

NORWEGIAN VIBES

A natural stone design, featuring natural veins of delicate strokes, diagonal patterns and small patches of stone, Norway is a realistic presentation with its greyish hue. These characteristics translate into 10 design faces, creating randomness and a natural demeanour through its distinct veins.

300x600mm
1' x 2'

300x300mm



NR01N Islanda →

NR01MCN →





NR02N Danimarca →

NR02MCN →



NR03N Svezia →

NR03MCN →



NR04N Finlandia →

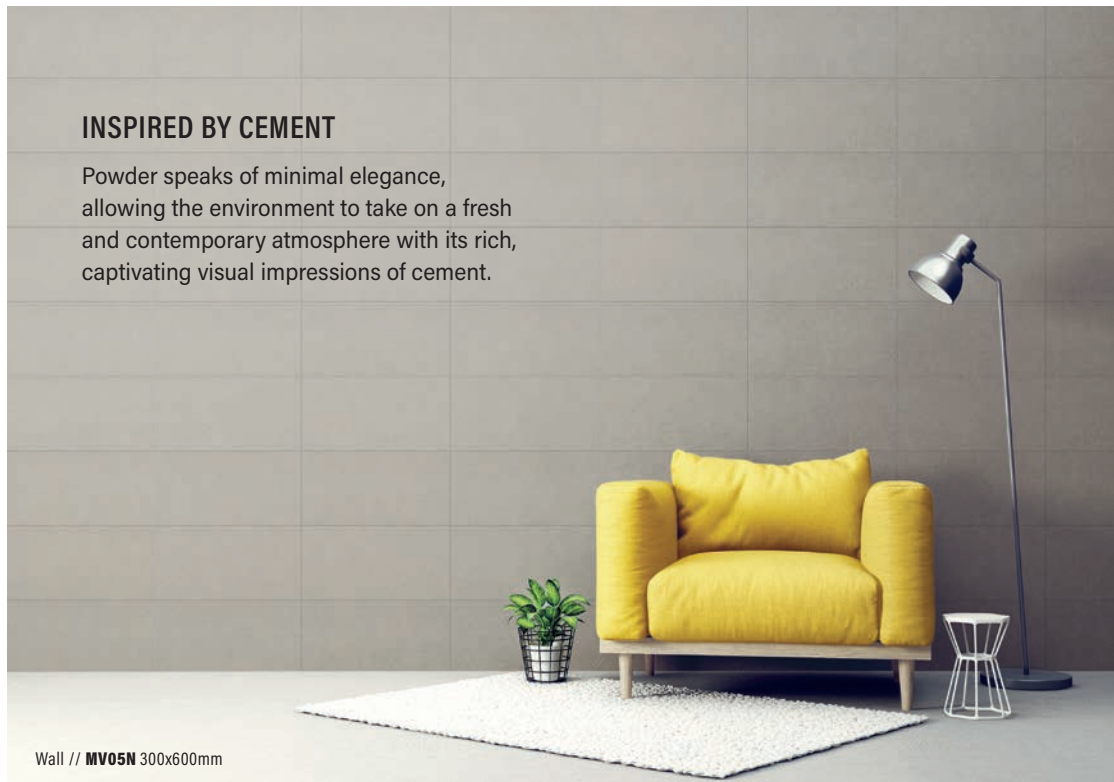
NR04MCN →

THICKNESS	TILES EDGES	VARIATION	APPLICATION	SURFACE
8.5mm	Rectified	V2 Slight	Min. 3mm Wall & Floor	Natural

POWDER

cement design


Glazed Porcelain Tiles | 3 Colours | 1 Size | 1 Surface



INSPIRED BY CEMENT

Powder speaks of minimal elegance, allowing the environment to take on a fresh and contemporary atmosphere with its rich, captivating visual impressions of cement.

Wall // **MV05N** 300x600mm



THICKNESS	TILES EDGES	VARIATION	APPLICATION	SURFACE
8.5mm	Rectified	V2 Slight	Min. 3mm Wall & Floor	Natural

FUSED


cement design

Glazed Porcelain Tiles | 3 Colours | 1 Size | 2 Surfaces

THE URBAN VERSATILITY

Fused is a graphic design project realised on the basis of natural cement, which recalls concrete forms and an urban style. A strong personality enriched by inclusions of a well-balanced material mix of conglomerates and carefully selected flakes, the design embodies the new and ultimate "living" trend.

300x600mm
1' x 2'



THICKNESS	TILES EDGES	VARIATION	APPLICATION	SURFACES
8.5mm	Rectified	V3 Moderate	Min. 3mm Wall & Floor	Natural Structured




Wall // **FD01N** 300x600mm + Floor // **FD01ST** 300x600mm



CONTINUOUS DECO

A finishing touch in the simplest rectangular shaped mosaic brings out the characteristic essence of cement tiles.



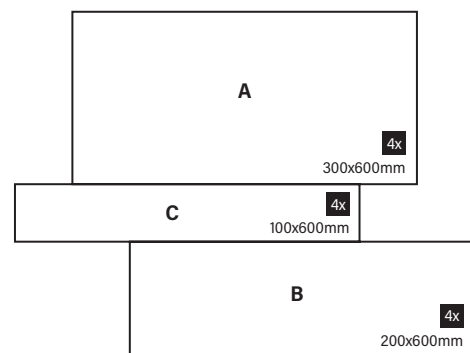
FUSED -
MODULAR 13



MODULAR 13 → A
FD03N

Thickness: 9.3mm
Surface: Natural
Variation: V3
Coverage: 1.44m² / ctn

3 different sizes blended in each carton



Glazed Porcelain Tiles | 3 Colours | 1 Size | 1 Surface



URBAN PROJECTIONS

Contempo is defined by the look of urban cement marked by use, underlined by soft hues and a surface with non-directional specks. Distinct colours and versatile sizes make Contempo the perfect fit for myriad styles and spaces.



THICKNESS	TILES EDGES	VARIATION	APPLICATION	SURFACE
8.5mm	Rectified	V2 Slight	Min. 3mm Wall & Floor	Natural

MOOD

Ceramic Wall + Floor Tiles | 5 Colours | 1 Size | 1 Surface

SIZE

400x400
300x300



NATURAL STONE DESIGN

MOOD
LAVA STONE

CEMENT DESIGN

NEUTRAL

NATURAL STONE & CEMENT DESIGN

FLAIR




Wall // AGC33005 300x300mm

A PRACTICAL SOLUTION

Mood collection expresses the concept of simplicity and easy matching that draws from a colour palette of browns, tans, warm grey and soothing beige. The matt surface completes the collection with a soft-effect and muted hue, perfect for creating a calm and uplifting space.

300x300mm

1' x 1'



AGC33002 → B *Arsenic* AGC33003 → B *Wheat* AGC33004 → B *Fallow* AGC33005 → B *Grey* AGC33006 → B *Wenge*

THICKNESS 7.5mm	TILES EDGES Non Rectified	VARIATION V2 Slight	APPLICATION Min. 3mm Wall & Floor	SURFACE Matt
---------------------------	-------------------------------------	---------------------------------	---	------------------------

LAVA STONE

natural stone design

Glazed Porcelain Tiles | 3 Colours | 1 Size | 1 Surface



Kitchen Backsplash // **LL01N** 300x300mm

SLEEK AND SLATE

Lava Stone carries an unmistakable elegance with its uneven slate surfaces, riven granite texture and the silky sheen of marble, making this collection is truly one-of-a-kind.

300x300mm
1' x 1'



LL01N → B
Bianca

LL02N → B
Grigio

LL03N → B
Nera



THICKNESS	TILES EDGES	VARIATION	APPLICATION	SURFACE
7.8mm	Non-Rectified	V3 Moderate	Min. 3mm Wall & Floor	Natural

FLAIR

natural stone + cement design

Ceramic Wall + Floor Tiles | 4 Colours | 1 Size | 1 Surface



Wall // **FR01G** 400x400mm

STYLISH ESSENCES

With shades and tones that flow naturally through both residential and commercial projects, these tiles are the perfect medium to showcase personal flair and uniqueness.

400x400mm
1.3' x 1.3'



FR01G
Butter

→ C **FR02G**
Sand



→ C **FR03G**
Stone Beige

→ C **FR04G**
Golden Cream

THICKNESS	TILES EDGES	VARIATION	APPLICATION	SURFACE
8.2mm	Non Rectified	V2 Slight	Min. 3mm Wall & Floor	Glossy

NEUTRAL

cement design

Ceramic Wall + Floor Tiles | 5 Colours | 1 Size | 1 Surface



BACK TO BASICS

With neutral tones that stand the test of time, this collection strikes a happy balance between strong and soft. Combined with textures and patterns, it exudes an anything-but-basic appeal.

300x300mm
1' x 1'



NL01N
Butter

→ A **NL02N**
Sand

→ A **NL03N**
Grey

→ A **NL04N**
Smoke

→ A **NL05N**
Avio

THICKNESS	TILES EDGES	VARIATION	APPLICATION	SURFACE
7.8mm	Non Rectified	V2 Slight	Min. 3mm Wall & Floor	Natural

RE.CLAIM

Glazed Porcelain Tiles | 2 Colours | 1 Size | 1 Surface

SIZE

200x1200 | 150x900
150x1200 | 150x600



ALBERO
LEGNO
RE.CLAIM
VIRGIN OAK



150x900mm
0.5' x 3'




RC02N Beige → A



RC03N Grigio Scuro → A

292x336mm



RC02MSN → A

RC03MSN → A



RC02N Beige



RC03N Grigio Scuro

RUSTIC PHENOMENON

The rustic and cosy Re.claim collection is reminiscent of reclaimed timber of old farmhouses, where a little mix of retro and old-world feel create a warm and casual vibe ambiance all year-round.

THICKNESS	TILES EDGES	VARIATION	APPLICATION	SURFACE	LAYING PATTERN
9.3mm	Rectified	V3 Moderate	Min. 3mm Wall & Floor	Natural	1) 70:30 Min. 3-5mm 2) 50:50 Min. 5mm

Glazed Porcelain Tiles | 2 Colours | 1 Size | 1 Surface



Floor // **LG02** 150x600mm

150x600mm
0.5' x 2'



LG02 Hazelnut → **B** **LG03** Latte → **B**



LG02 Hazelnut



LG03 Latte



Floor // **LG03** Modular 03

RUSTIC APPEAL

Driftwood is a natural occurrence whereby it is the remains of decayed trees caused by weathering and can only be discovered by chance. The complex colour and patterns of driftwood are the latest world trend selected by renowned architects and designers.

Glazed Porcelain Tiles | 3 Colours | 1 Size | 1 Surface




Floor // **ALB04** 150x900mm

150x900mm
0.5' x 3'



ALB02 Acero Grigio → **C**



ALB03 Betulla Avorio → **C**



ALB04 Noce Grigio → **C**



ALB02 Acero Grigio



ALB03 Betulla Avorio



ALB04 Noce Grigio

EXPLORATION OF WOOD

The Albero collection is a faithful reinterpretation of three rare and exquisite wood essences, each with its own unique look and charm. It explores new possibilities of wood-effect for both wall and flooring with an elegant finish.



Floor // **ALB03** 150x900mm

THICKNESS	TILES EDGES	VARIATION	APPLICATION	SURFACE	LAYING PATTERN
9.3mm	Rectified	V3 Moderate	Min. 3mm Wall & Floor	Natural	1) 70:30 Min. 3-5mm 2) 50:50 Min. 5mm

THICKNESS	TILES EDGES	VARIATION	APPLICATION	SURFACE	LAYING PATTERN
9.3mm	Rectified	V3 Moderate	Min. 3mm Wall & Floor	Natural	1) 70:30 Min. 3-5mm 2) 50:50 Min. 5mm

VIRGIN OAK

natural wood design

Glazed Porcelain Tiles | 4 Colours | 2 Sizes | 1 Surface

200x1200mm | 150x1200mm
0.7' x 4' | 0.5' x 4'




VG01N Bianco → C



VG02N Tortora → C



VG03N Beige → C



VG04N Wenge → C



Floor // VG03N 200x1200mm | 150x600mm




VG01N Bianco



VG02N Tortora



VG03N Beige



VG04N Wenge

NATURE'S TRANQUILLITY

The captivating and calming effects of uncontaminated forests, especially the Oak tree species, have brought us the latest development of the Virgin Oak series. This collection utilises high-tech graphic design and technology to draw out the serene nature of untouched forest ambiance in every home.

ACCESSORIES

2 Colours | 1 Size | 1 Surface



Stair Nosing // NOSE 1 197x75mm



197x75mm
0.6' x 0.2'

NOSE 1


NOSE 2

PERFECT ADD-ONS
Complement staircases with tiled nosing for style and durability.

PACKING LIST


Sizes (mm)	PCS/CTN	CTN/PLT	M ² /CTN	KG/CTN	KG/PLT
600x1200	2	56	1.44	41	2296
200x1200	4	42	0.96	24	1008
150x1200	4	56	0.72	19	1064
600x600 (Twenty)	2	36	0.72	34	1224
600x600	4	36	1.44	31	1116
300x600	8	40	1.44	31	1240
300x600	6	48	1.08	24	1152
800x800	3	28	1.92	53	1484
400x800	6	24	1.92	53	1272
150x900	8	48	1.08	26	1248
150x600	4	60	1.08	26	1560
300x300	15	78	1.35	20	1560
400x400	9	48	1.44	25	1200
197x75	30	175	0.44	7.35	1286

VARIATION GUIDE




V1

UNIFORM APPEARANCE:
Tiles have uniform shade and texture with low, minimal variation.



V2

SLIGHT VARIATION:
Tile have slight variation in shade and texture.



V3

MODERATE VARIATION:
Tiles have moderate variatic shade and texture.



V4

SUBSTANTIAL VARIATION:
Tiles have random and substantial variation in shade and texture, as such that any piece of tile may be totally different in shade to another tile.

TECHNICAL SPECIFICATIONS

MARMO 3.0 / NORDEN / CONCORD / TIMELESS / LIMESTONE / DURA STONE / VIKING / NATURAL / OCEANIC 2.0 / BASALTINA / STRATA / CEMENTO 2.0 / CONCRETE 2.0 / ASH / RE.CLAIM / LEGNO / ALBERO / VIRGIN OAK

Type Of Test	Standard Test MS ISO13006	ISO Standard Requirement	Feruni
Dimensions & Surface Quality			
Length & Width	ISO 10545-2	± 0.6%	± 0.3%
Thickness	ISO 10545-2	± 5.0%	± 5.0%
Straightness of Sides	ISO 10545-2	± 0.5%	± 0.2%
Rectangularity	ISO 10545-2	± 0.5%	± 0.2%
Surface Flatness			
• Centre Curvature	ISO 10545-2	± 0.5%	± 0.2%
• Edge Curvature	ISO 10545-2	± 0.5%	± 0.2%
• Warpage	ISO 10545-2	± 0.5%	± 0.2%
Surface Quality	ISO 10545-2	≥95% free from visible defect	≥95% free from visible defect
Physical Properties			
Water Absorption	ISO 10545-3	Group Bla, E ≤ 0.5%	Group Bla, E ≤ 0.2%
Breaking Strength	ISO 10545-4	≥ 1300N	≥ 1500N
Modulus of Rupture	ISO 10545-4	Min. 35N/mm ²	Min.35N/mm ²
Surface Abrasion (PEI)	ISO 10545-7	Test Method Available	3 - 4 *
Thermal Shock	ISO 10545-9	Pass	No visible crack
Crazing Resistance	ISO 10545-11	Required	Fully resistant
Frost Resistance	ISO 10545-12	Required	Fully resistant
Slip Resistance	ISO 10545-17	Pendulum / Tortus / Ramp	R9 - R12 *
Chemical Properties			
Chemical Resistance	ISO 10545-13	Min. GB or UB	No visible effect (GA)
Stain Resistance	ISO 10545-14	Min. Class 3	Min. Class 3

* Test result upon request

RADIANCE

Type Of Test	Standard Test MS ISO13006	ISO Standard Requirement	Feruni
Dimensions & Surface Quality			
Length & Width	ISO 10545-2	± 0.5%	± 0.5%
Thickness	ISO 10545-2	± 5.0%	± 5.0%
Straightness of Sides	ISO 10545-2	± 0.5%	± 0.5%
Rectangularity	ISO 10545-2	± 0.6%	± 0.6%
Surface Flatness			
• Centre Curvature	ISO 10545-2	± 0.5%	± 0.5%
• Edge Curvature	ISO 10545-2	± 0.5%	± 0.5%
• Warpage	ISO 10545-2	± 0.5%	± 0.5%
Surface Quality	ISO 10545-2	≥95% free from visible defect	≥95% free from visible defect
Physical Properties			
Water Absorption	ISO 10545-3	Group Bla, E ≤ 0.5%	Group Bla, E ≤ 0.5%
Modulus of Rupture	ISO 10545-4	Min. 35N/mm ²	Min.35N/mm ²
Deep Abrasion	ISO 10545-6	≥ 175mm ³	≥ 175mm ³
Surface Abrasion (PEI)	ISO 10545-7	Manuf. to state Abrasion Class, Cycle Passed	Manuf. to state Abrasion Class *, Cycle Passed
Crazing Resistance	ISO 10545-11	Not Applicable	Not Applicable
Frost Resistance	ISO 10545-12	Required	Required
Chemical Properties			
Chemical Resistance (Low Cons.)	ISO 10545-13	Manuf. to state	Manuf. to state
Chemical Resistance (Household/Swimming Pool))	ISO 10545-13	Max Visible Change On Cut Side	Max Visible Change On Cut Side
Stain Resistance	ISO 10545-14	Min. Class 3	Min. Class 3
Coefficient of Friction AS/NZS 4586-1999 App.D.	ISO 10545-17	Manuf. to state	Manuf. to state

* Test result upon request

JOY

Type Of Test	Standard Test MS ISO13006	ISO Standard Requirement	Feruni
Dimensions & Surface Quality			
Length & Width	ISO 10545-2	± 0.6%	± 0.2%
Thickness	ISO 10545-2	± 5.0%	± 5.0%
Straightness of Sides	ISO 10545-2	± 0.5%	± 0.2%
Rectangularity	ISO 10545-2	± 0.6%	± 0.2%
Surface Flatness			
• Centre Curvature	ISO 10545-2	± 0.5%	± 0.2%
• Edge Curvature	ISO 10545-2	± 0.5%	± 0.2%
• Warpage	ISO 10545-2	± 0.5%	± 0.2%
Surface Quality	ISO 10545-2	≥95% free from visible defect	≥95% free from visible defect
Physical Properties			
Water Absorption	ISO 10545-3	Group BIII, E ≥ 10%	10% > E < 20%
Breaking Strength	ISO 10545-4	≥ 600N	≥ 800N
Modulus of Rupture	ISO 10545-4	Min. 15N/mm ²	Min. 16N/mm ²
Surface Abrasion (PEI)	ISO 10545-7	Test Method Available	PEI 4
Crazing Resistance	ISO 10545-11	Required	Fully resistant
Slip Resistance	ISO 10545-17	Pendulum / Tortus / Ramp	Test method available *
Chemical Properties			
Chemical Resistance	ISO 10545-13	Min. GB or UB	No visible effect (GA)
Stain Resistance	ISO 10545-14	Min. Class 3	Min. Class 3

* Test result upon request

POWDER / CONTEMPO / NORWAY / FUSED / VALS PIETRA / ELROND / LAVAGNA

Type Of Test	Standard Test MS ISO13006	ISO Standard Requirement	Feruni
Dimensions & Surface Quality			
Length & Width	ISO 10545-2	± 0.6%	± 0.3%
Thickness	ISO 10545-2	± 5.0%	± 5.0%
Straightness of Sides	ISO 10545-2	± 0.5%	± 0.3%
Rectangularity	ISO 10545-2	± 0.5%	± 0.3%
Surface Flatness			
• Centre Curvature	ISO 10545-2	± 0.5%	± 0.2%
• Edge Curvature	ISO 10545-2	± 0.5%	± 0.2%
• Warpage	ISO 10545-2	± 0.5%	± 0.2%
Surface Quality	ISO 10545-2	≥95% free from visible defect	≥95% free from visible defect
Physical Properties			
Water Absorption	ISO 10545-3	Group Bla, E ≤ 0.5%	Group Bla, E ≤ 0.5%
Breaking Strength	ISO 10545-4	≥ 1300N	≥ 1300N
Modulus of Rupture	ISO 10545-4	Min. 35N/mm ²	Min.35N/mm ²
Surface Abrasion (PEI)	ISO 10545-7	Test method available *	Class 3 - 4
Thermal Shock	ISO 10545-9	Pass	No visible crack
Crazing Resistance	ISO 10545-11	Required	Fully resistant
Frost Resistance	ISO 10545-12	Required	Not Applicable
Slip Resistance	ISO 10545-17	Pendulum / Tortus / Ramp	R9 - R12 *
Chemical Properties			
Chemical Resistance	ISO 10545-13	Min. GB or UB	No visible effect (GA)
Stain Resistance	ISO 10545-14	Min. Class 3	Min. Class 3

* Test result upon request

TECHNICAL SPECIFICATIONS

LAVA STONE

Type Of Test	Standard Test MS ISO13006	ISO Standard Requirement	Feruni
Dimensions & Surface Quality			
Length & Width	ISO 10545-2	± 0.6%	± 0.6%
Thickness	ISO 10545-2	± 5.0%	± 5.0%
Straightness of Sides	ISO 10545-2	± 0.5%	± 0.5%
Rectangularity	ISO 10545-2	± 0.5%	± 0.5%
Surface Flatness			
• Centre Curvature	ISO 10545-2	± 0.5%	± 0.2%
• Edge Curvature	ISO 10545-2	± 0.5%	± 0.2%
• Warpage	ISO 10545-2	± 0.5%	± 0.2%
Surface Quality	ISO 10545-2	≥95% free from visible defect	≥95% free from visible defect
Physical Properties			
Water Absorption	ISO 10545-3	Group B1a, E ≤ 0.5%	Group B1a, E ≤ 0.5%
Breaking Strength	ISO 10545-4	≥ 1300N	≥ 1300N
Modulus of Rupture	ISO 10545-4	Min. 35N/mm ²	Min. 33N/mm ²
Slip Resistance	ISO 10545-17	Pendulum / Tortus / Ramp	Test result upon request
Surface Abrasion (PEI)	ISO 10545-7	Test method available	Test result upon request
Thermal Shock	ISO 10545-9	No Visible Crack	No visible crack
Chemical Properties			
Chemical Resistance	ISO 10545-13	Min. GB	No visible effect (GA)
Stain Resistance	ISO 10545-14	Min. Class 3	Min. Class 3

TRAVERTINO 2.0 / TRAVERTINO 3.0 / DUE / PURE / BLACK & WHITE

Type Of Test	Standard Test MS ISO13006	ISO Standard Requirement	Feruni
Dimensions & Surface Quality			
Length & Width	ISO 10545-2	± 0.6%	± 0.3%
Thickness	ISO 10545-2	± 5.0%	± 5.0%
Straightness of Sides	ISO 10545-2	± 0.5%	± 0.2%
Rectangularity	ISO 10545-2	± 0.5%	± 0.2%
Surface Flatness			
• Centre Curvature	ISO 10545-2	± 0.5%	± 0.2%
• Edge Curvature	ISO 10545-2	± 0.5%	± 0.2%
• Warpage	ISO 10545-2	± 0.5%	± 0.2%
Surface Quality	ISO 10545-2	≥95% free from visible defect	≥95% free from visible defect
Physical Properties			
Water Absorption	ISO 10545-3	Group B1a, E ≤ 0.5%	Group B1a, E ≤ 0.2%
Breaking Strength	ISO 10545-4	≥ 1300N	≥ 1500N
Modulus of Rupture	ISO 10545-4	Min. 35N/mm ²	Min. 35N/mm ²
Thermal Shock	ISO 10545-9	Pass	No visible crack
Slip Resistance	ISO 10545-17	Test method available	Test result upon request
Surface Abrasion (PEI)	ISO 10545-7	Test method available	Test result upon request
Chemical Properties			
Chemical Resistance	ISO 10545-13	Min. GB or UB	No visible effect (GA)
Stain Resistance	ISO 10545-14	Min. Class 3	Min. Class 3

MOOD / NEUTRAL / FLAIR

Type Of Test	Standard Test MS ISO13006	ISO Standard Requirement	Feruni
Dimensions & Surface Quality			
Length & Width	ISO 10545-2	± 0.6%	± 0.6%
Thickness	ISO 10545-2	± 5.0%	± 5.0%
Straightness of Sides	ISO 10545-2	± 0.5%	± 0.5%
Rectangularity	ISO 10545-2	± 0.6%	± 0.6%
Surface Flatness			
• Centre Curvature	ISO 10545-2	± 0.5%	± 0.5%
• Edge Curvature	ISO 10545-2	± 0.5%	± 0.5%
• Warpage	ISO 10545-2	± 0.5%	± 0.5%
Surface Quality	ISO 10545-2	≥95% free from visible defect	≥95% free from visible defect
Physical Properties			
Water Absorption	ISO 10545-3	Group B1a, 3% < E ≤ 6%	Group B1a, 3% < E ≤ 6%
Breaking Strength	ISO 10545-4	≥ 600N	≥ 600N
Surface Abrasion (PEI)	ISO 10545-7	Class 2 - 4	Class 2 - 4
Crazing Test	ISO 10545-7	No Crazing	No Crazing
Slip Resistance	ISO 10545-17	Test method available	Test result upon request
Chemical Properties			
Chemical Resistance	ISO 10545-13	Minimum GB	Minimum GB
Stain Resistance	ISO 10545-14	Min. Class 3	Min. Class 3

TWENTY

Type Of Test	Standard Test MS ISO13006	ISO Standard Requirement	Feruni
Dimensions & Surface Quality			
Length & Width	ISO 10545-2	± 0.6%	± 0.2%
Thickness	ISO 10545-2	± 5.0%	± 5.0%
Straightness of Sides	ISO 10545-2	± 0.5%	± 0.2%
Rectangularity	ISO 10545-2	± 0.5%	± 0.2%
Surface Flatness			
• Centre Curvature	ISO 10545-2	± 0.5%	± 0.2%
• Edge Curvature	ISO 10545-2	± 0.5%	± 0.2%
• Warpage	ISO 10545-2	± 0.5%	± 0.2%
Surface Quality	ISO 10545-2	≥95% free from visible defect	≥95% free from visible defect
Physical Properties			
Water Absorption	ISO 10545-3	Group B1a, E ≤ 0.5%	Group B1a, E ≤ 0.2%
Breaking Strength	ISO 10545-4	≥ 1300N	≥ 9000N
Modulus of Rupture	ISO 10545-4	Min. 35N/mm ²	Min. 38N/mm ²
Surface Abrasion (PEI)	ISO 10545-7	Test method available	Test result upon request
Thermal Shock	ISO 10545-9	No visible Crack	No visible crack
Slip Resistance	ISO 10545-17	Test method available	Test result upon request
Chemical Properties			
Chemical Resistance	ISO 10545-13	Minimum Class B	No visible effect (GA)
Stain Resistance	ISO 10545-14	Min. Class 3	Min. Class 3

www.feruni.com

FERUNI CERAMICHE SDN BHD

No. 12, Jalan 51A/213, Seksyen 51A, 46050 Petaling Jaya, Selangor Darul Ehsan, Malaysia.
Tel: +603 7784 7277 Fax: +603 7784 7727 Email: enquiry@feruni.com